

Grocery Conversation Cards



Everyday Language &
Learning Opportunities

How to use the cards:

Use these cards as a starting point for continued conversations around your home and in community spaces. The front of the card suggests simple vocabulary words to use with infants and toddlers. Vocabulary words can be used while labeling or talking about what's around you. The back of the card has some open-ended questions to promote more advanced conversation with older preschool aged children.



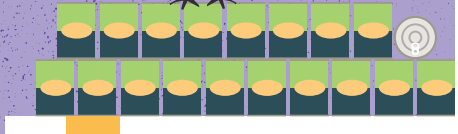
Tips for conversations with children:

1. **QUESTION** Start with an open-ended (how, why, what) question that needs more than a one word answer. This helps to get children talking.
2. **REPEAT** Repeat what the child has said to reinforce their response.
3. **STRETCH** Build on the child's response with a longer sentence to build vocabulary.
4. **TALK+** Continue to talk with the child by going back and starting with another question. You can continue the process of a Question, Repeat, and Stretch creating a conversation.
5. **HAVE FUN** Conversations are a great way to connect and build vocabulary.



Let's talk about directions...

up, down,
next to



There are signs all around us...

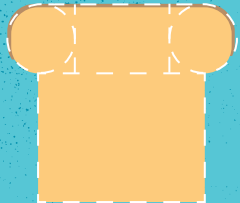
Which do you spy with your eagle eye?

- What do they say?
- Why are they there?
- How do signs help us?
- What is the most
common sign you see?
Why do you think you
see it so often?



Let's talk about shapes...

circles, squares,
cylinders




There are shapes all around us...

- Soups cans are cylinders...
- Oranges are spheres...
- How many different shapes can you spy?
Tell me about them.



Let's talk about colors...

purple
orange
beige



Let's talk about colors and patterns...

How many things can you spy that are...


- Orange?
- Green?
- White?

How are they the same but also different?



Let's talk about counting...

how many,
more, less




Let's estimate...

- How many different types of vegetables do you think there are?
- How many aisles do you think are in the store?
- How many cash registers do you think the store has?
- How many people do you think are in the store?
- How many items do you estimate are in our cart?
- Tell me how you made your estimation.



Let's talk about sorting...

same
different



Let's classify...

What are all the ways we could sort what's in our cart?

- Size
- Color
- Frozen or raw
- Canned or boxed
- Edible or inedible

Let's talk
about groups...



bundle, pair, single



Let's talk about groups and singles...

What is sold as a set
or a group?

- Eggs
- Sliced cheese

What is sold as a
single item?

- Carton of milk
- Box of cereal

How do you know?



Let's talk about
observations...

how many,
where, when





Let's talk about what we see and notice...

- Which checkout line should we choose?
Why?
- Which checkout line will be the fastest?
- Tell me how you know.

Let's talk about
measurements...



heavy, light, big,
medium, small



Let's talk about measuring...

- What's the heaviest item in our cart? Can you think of something heavier?
- What's the lightest item for sale in this store?
- How do you know?



Grocery shopping trips are
filled with Everyday Language and
Math Learning Opportunities.



Visit our website
for additional resources.



Everyday Language &
Learning Opportunities



helloello.org